

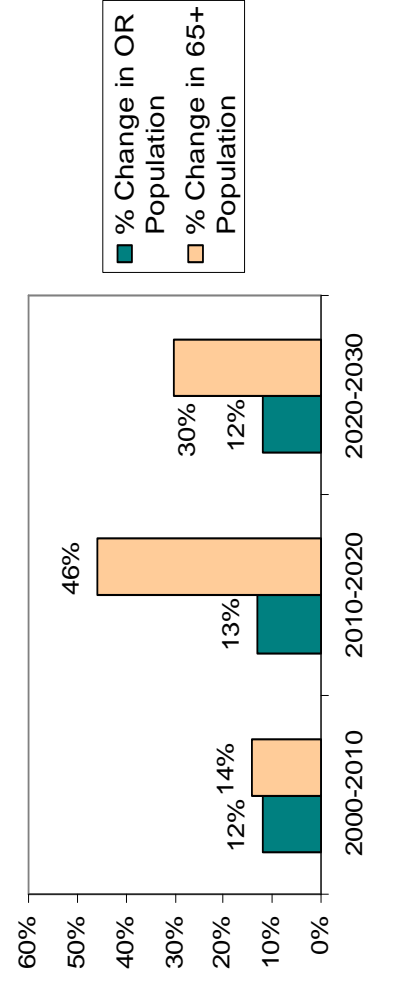
Your Community in Focus COLUMBIA COUNTY



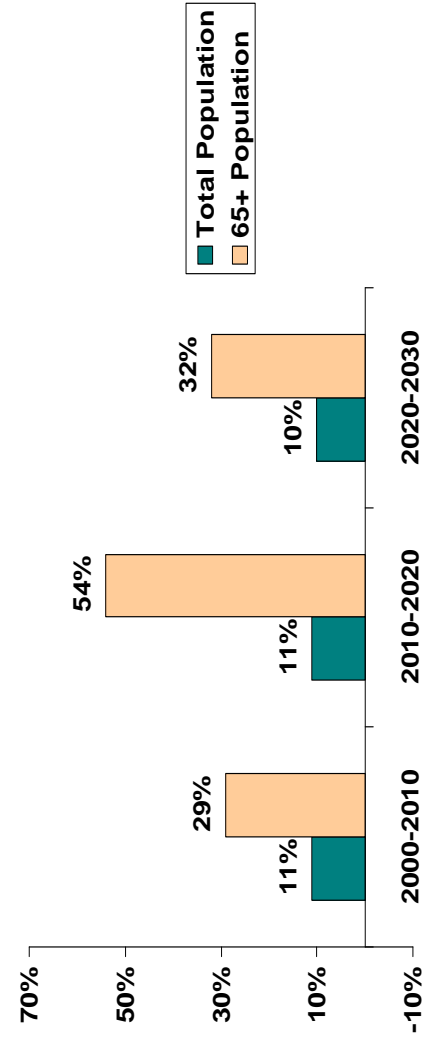
2000 Census Figures	Oregon	Columbia County	Clatskanie	Columbia City	Prescott	Rainier	Scappoose	St. Helens	Vernonia
Population in 2000:	3,421,399	43,560	1,573	1,574	94	1,728	4,933	10,134	2,254
% Population 65+ :	13%	12%	15%	14%	18%	14%	12%	9%	10%
Mid-Range Income:	\$40,916	\$45,797	\$35,833	\$59,545	\$40,000	\$41,949	\$47,796	\$40,648	\$41,181
Homeownership Rate:	64%	76%	66%	86%	76%	65%	72%	63%	80%
% Housing Cost Burden:	56%	46%	44%	58%	17%	55%	47%	45%	58%
% Severe Housing Cost Burden:	29%	21%	18%	30%	0%	28%	22%	18%	28%
Poverty Rate:	12%	9%	12%	5%	7%	10%	6%	12%	10%
Elderly Poverty Rate:	8%	7%	12%	4%	0%	6%	7%	5%	6%
2010 Est. Pop. (PSU)	3,844,195	48,620	1,740	1,990	60	1,835	6,680	12,715	2,380



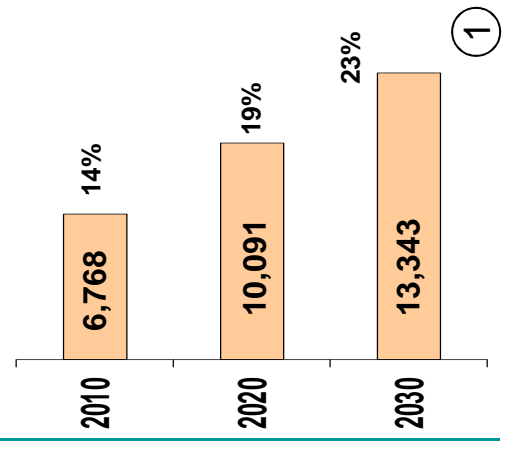
Growth Rate of Oregon's Aging Population



Growth Rate of Columbia County's Aging Population

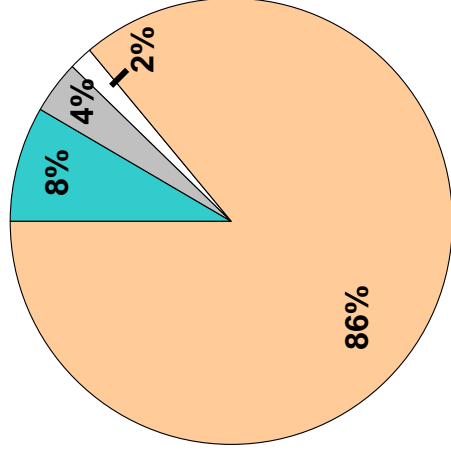


Columbia County Projected 65+ Population and % of general population

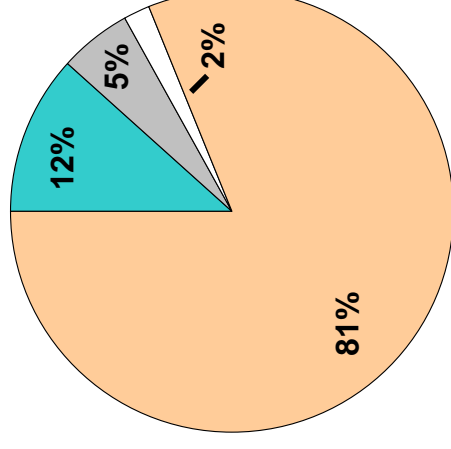


Our population is aging in Columbia County

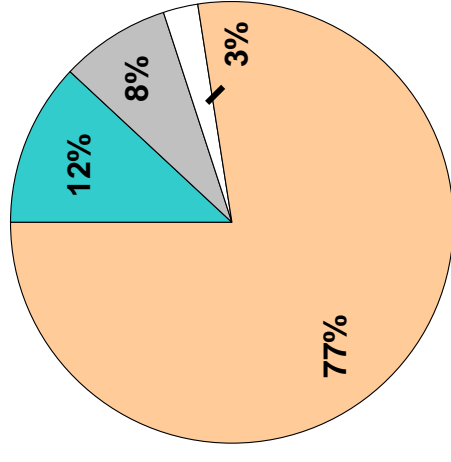
2010 Population



2020 Population



2030 Population



- Under 65
- 65 - 74
- 75 - 84
- 85 +

Under 65	41,852	43,471	45,681
65-74	4,001	6321	7,056
75-84	1,946	2,818	4,764
85 +	822	953	1,522

Will our facilities meet the needs of Columbia County seniors?

Facility Type	Count	Available	Occupied
Physicians per 1000	0.35	--	--
Hospitals	0	--	--
Community Facilities (2005 data)	10	288	280
Nursing Homes (2005 data)	2	133	93



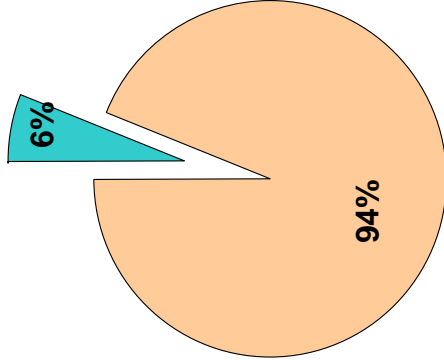
Today: Employee of the Year

Tomorrow: Will he be able to find the help he needs in 2030?

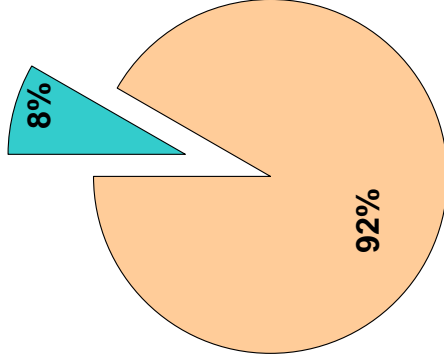
Our Need for Long Term Care is Growing

Columbia County

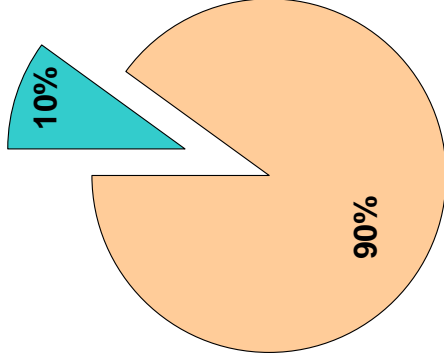
2010



2020



2030



	2010	2020	2030
Need Long Term Care	2,968	4,425	5,851
Do not need Long Term Care	45,652	49,137	53,173

Columbia County

Projected Medicaid Needs

Seniors receiving Medicaid-funded long-term care and other Medicaid assistance:

2010

532

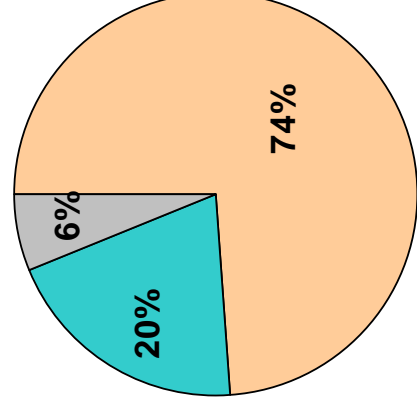
2020

793

2030

1049

National % of Seniors Needing Assistance Due to Disability



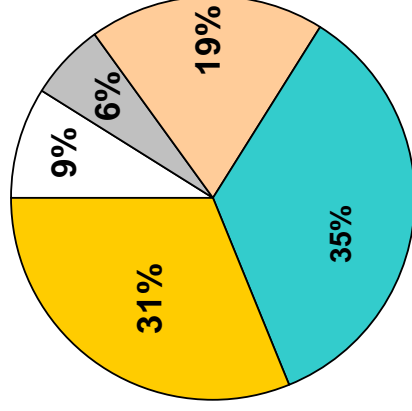
No Disabilities

Need assistance with 1-3 activities of daily living

Need assistance with 3 or more activities of daily living

Source: Joshua M. Weiner, 2002 National Health and Retirement Study

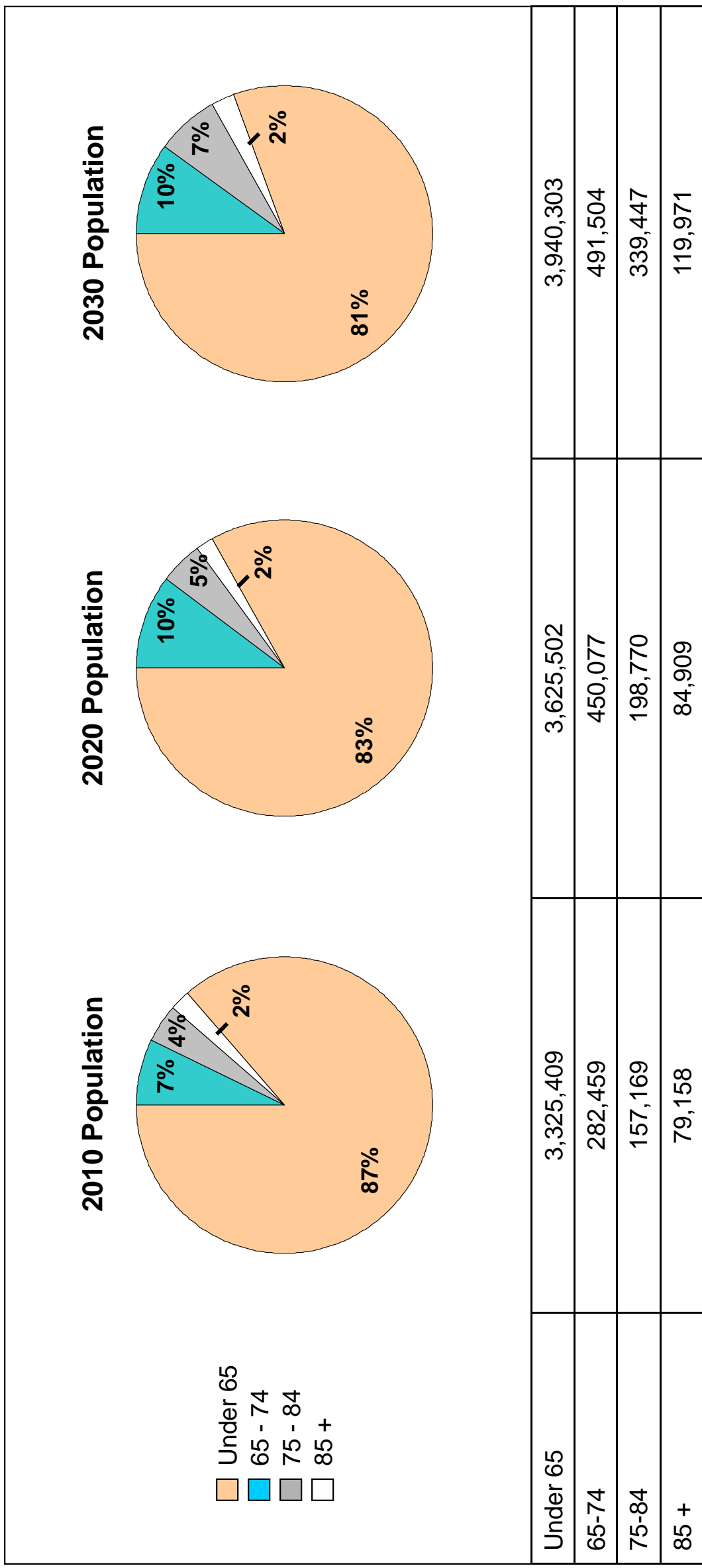
National % of Seniors and Federal Poverty Level (Monthly Income)



Less than \$798
\$798 - \$897
\$898 - \$1588
\$1589 - \$3192
Over \$3192

Source: Joshua M. Weiner, 2002 National Health and Retirement Study

Total Oregon Population Growth



Sources: Data Place of US Census Data (<http://www.dataplace.org>), 2010 Population Estimates from Population Research Center (<http://www.pdx.edu/prc/annual-oregon-population-report>), Population Projections from Office of Economic Analysis (http://www.oregon.gov/DAS/OEA/docs/demographic/pop_by_ageandsex.xls), DHS Seniors/Physical Disabilities Data (http://www.oregon.gov/DHS/spd/data/providers/capacity_0511.pdf), Joshua M. Weiner, 2002 National Health and Retirement Study, OHSU Office of Rural Health Physician Data for Oregon (OHSU,Emerson Ong, 503-494-4450)