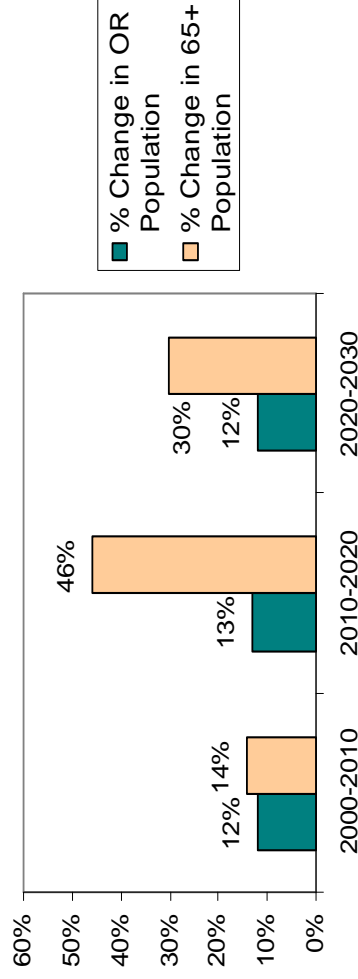


Your Community in Focus BENTON COUNTY

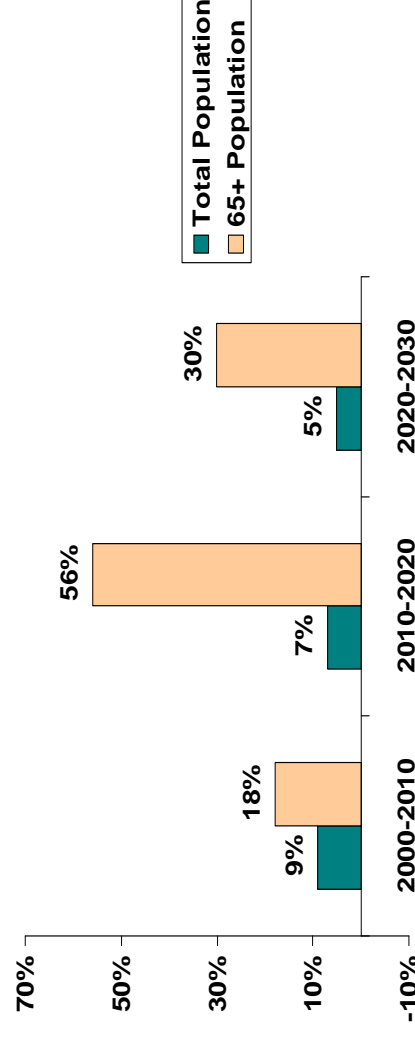
2000 Census Figures	Oregon	Benton County	Adair Village	Corvallis	Monroe	Philomath
Population in 2000:	3,421,399	78,153	547	49,184	631	4,021
% Population 65+ :	13%	10%	2%	10%	8%	7%
Mid-Range Income:	\$40,916	\$41,897	\$49,000	\$35,236	\$30,625	\$41,461
Homeownership Rate:	64%	57%	45%	45%	59%	60%
% Housing Cost Burden:	56%	58%	68%	63%	56%	50%
% Severe Housing Cost Burden:	29%	31%	36%	35%	25%	22%
Poverty Rate:	12%	15%	9%	21%	13%	8%
Elderly Poverty Rate:	8%	5%	0%	6%	14%	10%
2010 Est. Pop. (PSU)	3,844,195	87,000	935	55,370	690	4,710



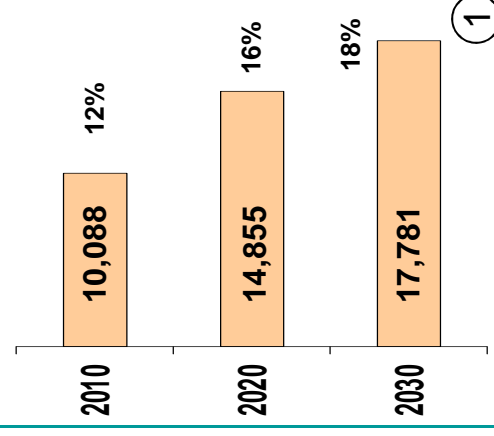
Growth Rate of Oregon's Aging Population



Growth Rate Of Benton County's Aging Population

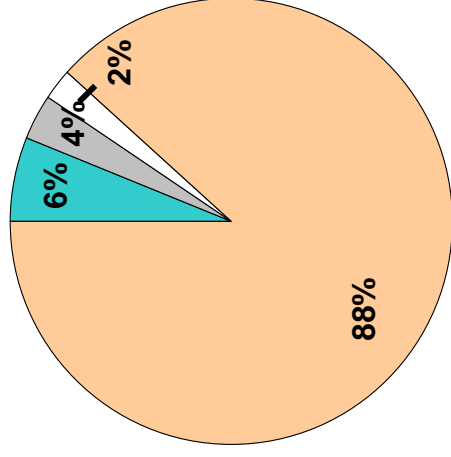


Benton County Projected 65+ Population and % of general population

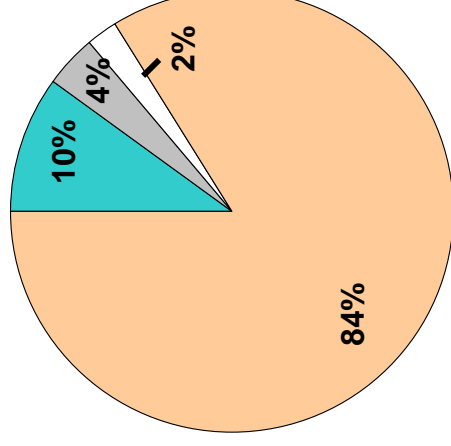


Our population is aging in Benton County

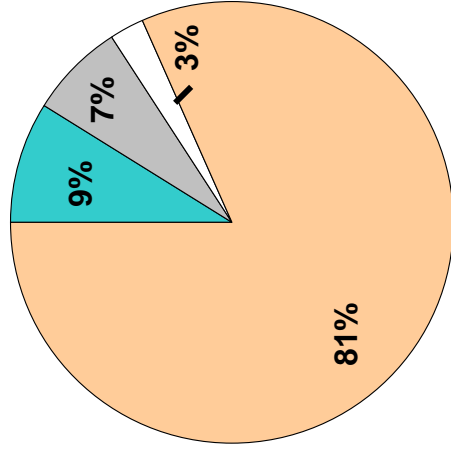
2010 Population



2020 Population



2030 Population



- Under 65
- 65 - 74
- 75 - 84
- 85 +

Under 65	76,912	77,127	78,736
65-74	5,220	9,145	8,647
75-84	3,047	3,713	6,719
85 +	1,821	1,997	2,415

Will our facilities meet the needs of Benton County seniors?

Facility Type	Count	Available	Occupied
Physicians per 1000	2.76	--	--
Hospitals	1	--	--
Community Facilities (2005 data)	14	472	411
Nursing Homes (2005 data)	2	222	134



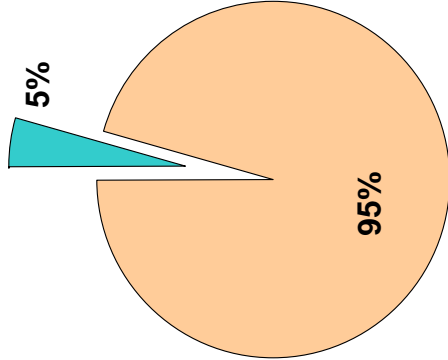
Today: Employee of the Year

Tomorrow: Will he be able to find the help he needs in 2030?

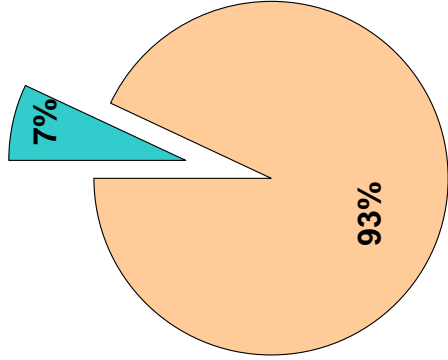
Our Need for Long Term Care is Growing

Benton County

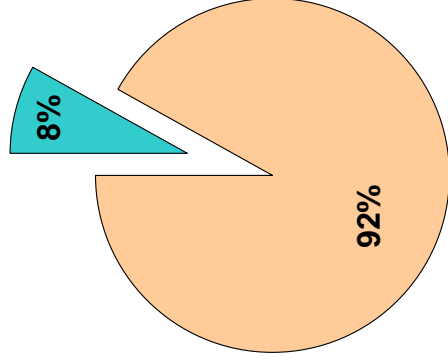
2010



2020



2030



	2010	2020	2030
Need Long Term Care	4,424	6,514	7,797
Do not need Long Term Care	82,576	85,468	88,720

Benton County

Projected Medicaid Needs

Seniors receiving Medicaid-funded long-term care and other Medicaid assistance:

2010

793

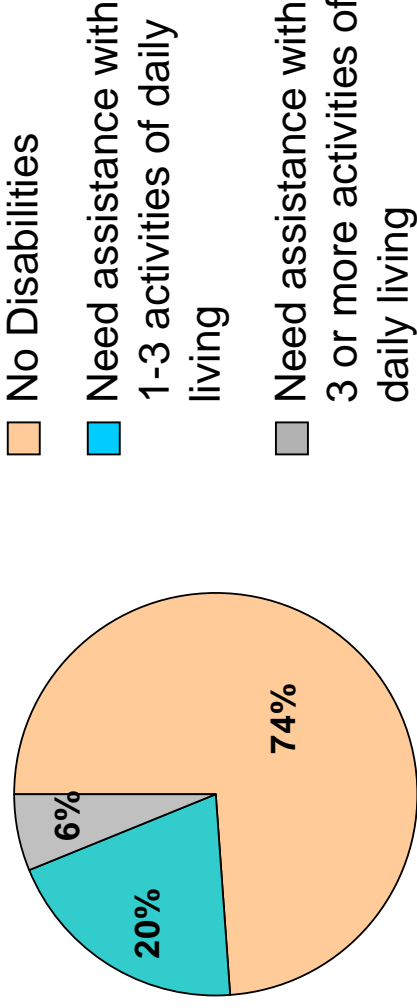
2020

1168

2030

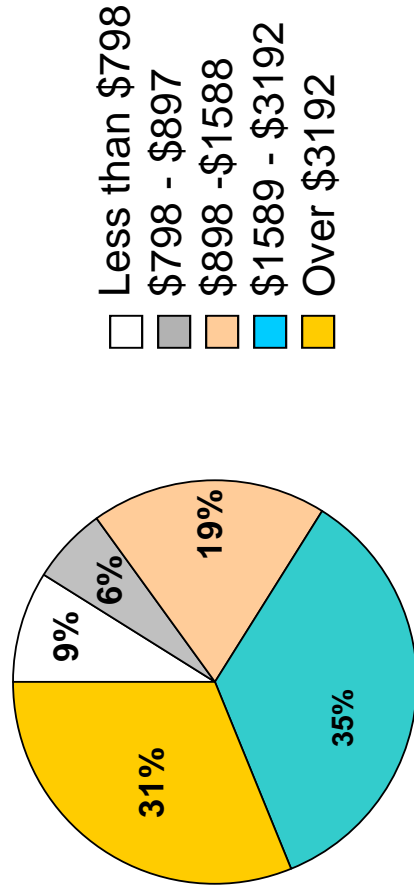
1398

National % of Seniors Needing Assistance Due to Disability



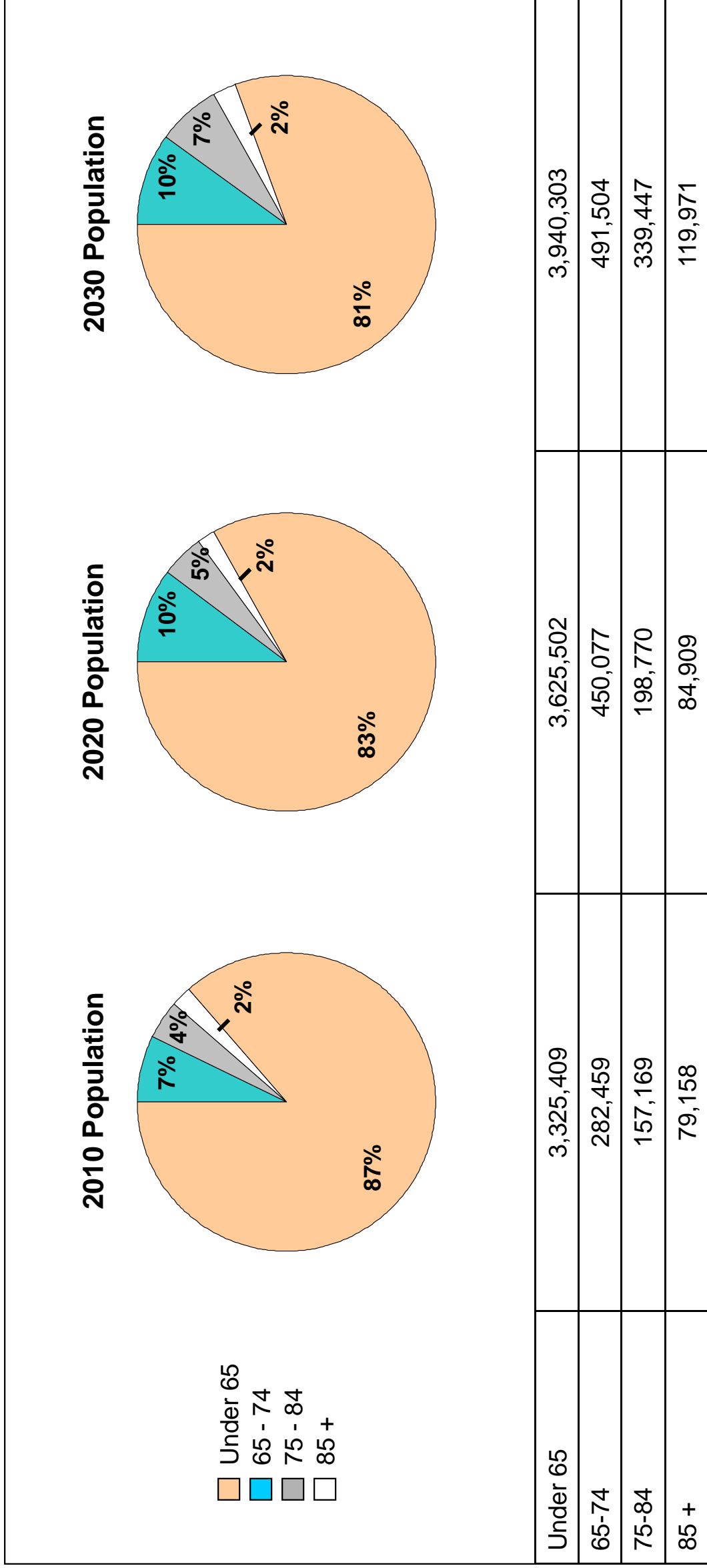
Source: Joshua M. Weiner, 2002 National Health and Retirement Study

National % of Seniors and Federal Poverty Level (Monthly Income)



Source: Joshua M. Weiner, 2002 National Health and Retirement Study

Total Oregon Population Growth



Sources: Data Place of US Census Data (<http://www.dataplace.org>), 2010 Population Estimates from Population Research Center (<http://www.pdx.edu/prc/annual-oregon-population-report>), Population Projections from Office of Economic Analysis (http://www.oregon.gov/DAS/OEA/docs/demographic/pop_by_ageandsex.xls), DHS Seniors/Physical Disabilities Data (http://www.oregon.gov/DHS/spd/data/providers/capacity_0511.pdf), Joshua M. Weiner, 2002 National Health and Retirement Study, OHSU Office of Rural Health Physician Data for Oregon (OHSU,Emerson Ong, 503-494-4450)