

# State of Oregon

Department of Human Services  
**Office of Investigations and Training**



2009 Report of Abuse and Neglect  
For Individuals Who Receive  
Mental Health and Developmental Disabilities Services

**Year 2009 Statewide Results**



August 2010

## **The Office of Investigations and Training**

---

The Oregon Department of Human Services, Office of Investigations and Training (OIT) is responsible for directly investigating or overseeing county investigations of allegations of abuse and neglect of people with mental illness or developmental disabilities who receive services. State and county staff ensure the provision of necessary protective services to victims of abuse or neglect. OIT also directly investigates reports of abuse against children receiving therapeutic treatment for emotional, mental health or behavioral issues. OIT is responsible for providing training on mandatory abuse reporting, conducting objective and thorough investigations, and provision of protective services.

These services are significant to Oregonians because individuals with mental illness, developmental disabilities or other treatment needs are at the highest risk for abuse and neglect. Research has shown that more than half of people with mental illness or developmental disability will experience repeated physical or sexual abuse in their lifetime. Freedom from abuse is critical to benefiting from services. Victims of abuse are offered and provided protective services such as counseling or alternative living arrangements. OIT and county investigations may be used to sanction or remove abusive caregivers, and to require additional training or revision of policies to prevent further abuse.

The Office of Investigations and Training is committed to ensuring all investigations of abuse and neglect, protective services and trainings are conducted with integrity, fairness, and quality thereby maximizing the safety of people with mental illness and developmental disabilities.

## **OIT Activities and System Improvements**

---

OIT continues to forward investigations to The Oregon Department of Justice, Medicaid Fraud Control Unit (MFCU) for their legal review and action. In 2009 OIT made 45 referrals to the MFCU.

OIT ensures that cross reporting to law enforcement occurs when the abuse may have also been a crime. Of the nearly 1500 investigations in 2009, 489 were reported to law enforcement. Law enforcement took action in at least 287 cases and made arrests or pursued charges in nearly 80 cases. 55 of these cases were referred to a district attorney, and notification of convictions or plea agreements were documented in 19 of these. Prosecution was declined in 7 cases, and some cases remain open in the court system.

In 2009 OIT made 9 referrals to State Licensing Boards (such as the Board of Nursing) regarding licensed caregivers with substantiated allegations of abuse or neglect. The Board of Nursing took action against two individuals by suspending the license of one nurse and reprimanding the other.

OIT's screening function allows for a thorough review of all reported incidents in a standardized manner and ensures appropriate assignment of cases for investigation. In 2009, the OIT screeners evaluated 728 incidents/reports of possible abuse and neglect, and assigned 161 for investigation in the State Operated Community Program (SOCP), the Children's 24 Hour DD Residential Program, and Oregon State Hospital. The 567 incidents that were screened out were more appropriately patient/client grievances, or related to other issues that do not rise to the level of abuse or neglect.

In 2009 the Children's Out of Home Care screener evaluated 836 incidents/reports of possible abuse and neglect, and assigned 105 for investigation. The majority of incidents screened out involved child-to-child behaviors (such as physical and verbal altercations, and inappropriate conduct) that do not rise to the level of abuse or neglect.

## **Authority**

---

OIT and the state designees (community mental health and developmental disability programs) conduct investigations and provide protective services to victims under the authority of Oregon Revised Statutes (ORS 430.735 to 430.765 and ORS 419B.005 to 419B.050) and Oregon Administrative Rules (OARs).

ORS's and OAR's can be obtained by contacting OIT or found online at:  
[http://www.oregon.gov/DHS/admin/rule\\_policy.shtml](http://www.oregon.gov/DHS/admin/rule_policy.shtml)

## **Definitions of Abuse**

---

A. People with Mental Illness or Developmental Disability: The abuse definitions and investigation process is available online at: <http://www.oregon.gov/DHS/abuse/main.shtml> (click on Developmental Disability or Mental Illness, and then click on Laws and Rules).

Abuse definitions include: Any death caused by other than accidental or natural means or occurring in unusual circumstances; Physical Abuse; Sexual Exploitation; Financial Exploitation; Neglect; Restraint resulting in injury; Restriction; and Verbal Abuse/Mistreatment.

B. Children receiving therapeutic care: The abuse definitions for children receiving therapeutic care from a Children's Care Provider (CCP) are defined in OAR 407-045-0800 and is available online at: [http://arcweb.sos.state.or.us/rules/OARS\\_400/OAR\\_407/407\\_045.html](http://arcweb.sos.state.or.us/rules/OARS_400/OAR_407/407_045.html).

Abuse definitions include: Assault; Mental Injury; Rape; Sexual Abuse; Sexual Exploitation; Negligent Treatment; Maltreatment; Threatened Harm; Buying or Selling a child; and Unlawful exposure to controlled substances.

## **Investigation Results**

---

Investigation outcomes include: Substantiated; Inconclusive; and Not Substantiated;

Did Not Meet an Abuse Definition: Allegations that were initially reported to the state or county, but during the early stages of investigation were determined to not meet the definition of abuse. Under these conditions, a determination of "Not Substantiated" would not be appropriate because the alleged incident is

not addressed by current abuse\neglect statute or rules. In some of these instances the investigation process reveals possible licensing violations, which are reported to the licensing authority for its review.

### **Terminology and Abbreviations used in the graphs and tables**

---

BMRC – Blue Mountain Recovery Center (formerly Eastern Oregon Psychiatric Center).

CCP -- Children’s Care Provider. Provides out of home therapeutic treatment for children, primarily in residential settings.

Children (DD) – Children’s 24-Hour Residential Program. Children with developmental disabilities who receive services from a DD licensed residential program when placement is made by SPD Home & Community Supports.

CDDP – Community developmental disability programs for individuals receiving DD services.

CMHP – Community mental health programs for individuals receiving MH services.

DD – Developmental Disability.

EOTC – Eastern Oregon Training Center (EOTC).

MH – Mental Health.

OSH – Oregon State Hospital.

Review – A review by a forensic specialist of an unexplained injury or patterns of injuries.

SDI – Special Department Investigation: Investigations that would normally be undertaken by CDDP or CMHP staff, but are instead conducted by OIT staff due to conflict of interest, complexity, or other identified need.

SDIA – Special Department Investigation Assist: Investigations that are undertaken by CDDP or CMHP staff, but are closely assisted by OIT staff due to complexity, or other identified need.

SOCP – State Operated Community Program, 24-hour residential program for individuals with DD.

## **OIT Training and Prevention**

---

The Training and Prevention Unit provides training statewide to investigators, community program staff (mental health and developmental disabilities), direct care workers, family members, advocates, consumers and community partners, including first responders and others, on a variety of topics. Those topics include conducting objective, thorough and culturally competent abuse investigations, mandatory abuse reporting and prevention.

The Training and Prevention Unit released its report “Exploring Abuse Investigations, Protective Services, and Abuse Awareness and Reporting in the Mental Health and Developmental Disabilities Systems of Oregon” in 2009. The result of its second formal statewide five-year fact finding tour, with 27 focus groups in 13 counties, for a total of 273 individuals, the report allowed customers, family members, protective services investigators, managers, service providers, law enforcement, and other community professionals to provide critical feedback. That information was synthesized in the Training and Prevention Unit’s Strategic Plan and serves as a guidepost for OIT’s activities. A copy of this document is available upon request and is being used across the state by several task force’s and advisory groups working on abuse recognition and systems change.

In 2009, the Training and Prevention Unit launched the OIT Core Competencies Training Institute for investigators as mandated by House Bill 2442. Following six months of development and revision a total of

five 40-hour training institutes were held throughout the state. 60 adult abuse investigators from OIT and county based community programs were trained in the skills required of investigators including: cultural competence, the adult abuse rule and statute, interviewing skills, sorting and mapping allegations, report writing and forensic photography. The institutes are designed to ensure that all investigators are educated to consistent and measurable standards and are consistent with the national core competencies for investigators currently being developed for implementation by all states.

The Training and Prevention Unit began distribution in 2009 of "Getting to the Heart of Intimacy – A Training for Providers of Services to Others". A 12-week training package designed to share information about healthy relationships and sexuality with adults with developmental disabilities, the material was developed in collaboration with the Oregon Attorney General's Sexual Assault Task Force, Disability Rights Oregon, the Oregon Rehabilitation Association, the Oregon Department of Education and local providers. More than 200 copies of the curriculum have been distributed throughout the state and nationally to program administrators and educators. A Training of Trainer series is available and plans for its launch are underway as part of OIT's Prevention Initiative. Additionally, the curriculum was presented to 60 disability advocates at the Oregon Disability Mega-Conference, 50 family members and administrators at the Building Futures conference sponsored by the Oregon Parent Training and Information Center (ORPTI), and 30 educators at the Oregon Association of Vocational Special Needs Personnel Conference.

In 2009, the Training and Prevention Unit also organized and presented its biannual In-Service for Investigators. At least 134 investigators from OIT and community programs and law enforcement officials attended the in-service in Bend for two days of training. Sessions included presentations on how sex offenders remain undetected, preparing to testify in court, recognizing and dealing with vicarious trauma, and advanced interviewing. The in-service also included a panel of adults with developmental disabilities and family members who discussed their experience with abuse and abuse investigations.

Before the launch of the Core Competencies Institutes in August 2009, OIT continued delivering trainings for investigators working at the county level. Fifteen investigators received training in report writing and 30

were trained in the basic investigator's course during the first six months of 2009. Specially designed trainings for supervisors in community programs were provided for 23 people.

Additionally, onsite abuse rule training was delivered to 290 adult services' staff and 300 children's care providers' staff in two dozen sites around the state.

The Training and Prevention Unit Director continued to provide policy development support and conference planning assistance to the National Adult Protective Services Association (NAPSA) to expand that organization's focus to include the needs of people with disabilities, mental illness and developmental disabilities. More than 500 people attended the NAPSA annual conference devoted to training topics of importance to investigators and administrators in the field.

Other OIT trainings have included investigators, law enforcement, staff at licensed Children's Care Providers; staff at Oregon State Hospital, Eastern Oregon Training Center, Blue Mountain Recovery Center, and the State Operated Community Program; state protection and advocacy staff; judges and district attorneys; case managers; service coordinators; brokerage staff; self-advocates; mental health consumers; family members; agency administrators; adult care providers; employment providers; residential providers; domestic violence and sexual assault program staff, community advocates for client populations, members of the Oregon Rehabilitation Association; the Salem Human Rights and Relations Commission; and the Attorney General's Sexual Assault Task Force.

Training topics included: Oregon Abuse Investigations, A 40-Hour Institute for Investigators; The New Abuse Rule: You're Not The Only One Confused!; Basic Investigations; Sorting and Mapping; Interviewing; Advanced Interviewing; Documents, Evidence and Exhibits; Mandatory Abuse Reporting (for the adult mental health and developmental disabilities system as well as for the Children's Care Provider system); The Culturally Competent Investigator; Could This Happen In Your Program? Learning From Stories of Abuse and Neglect; Making Sense of the Abuse Reporting System for Consumers and Family Members; Sexual Abuse of People with Disabilities; Money: The Good, the Bad, and the Ugly (Financial Exploitation);

Oregon State Hospital Abuse Reporting System; Advanced Report Writing; Ethics and Values; Conflict Management; and Disability Awareness.

### **Additional Information**

---

Due to budget considerations this report has been printed without color. A color version of this report is available in electronic (.pdf) format. Additional explanation, information, or an electronic copy of this report may be obtained by calling OIT at 503-945-9495 or writing to PO Box 14250 Salem, OR 97309-0740.

This report and the 2003 through 2009 Annual Reports are available online at the Oregon Department of Human Services website <http://egov.oregon.gov/DHS/data>. Information and publications related to DD and MH abuse reporting and warning signs can be found online at: <http://www.oregon.gov/DHS/index.shtml>.

A report entitled “Assessment and Recommendations for Abuse Training at Oregon State Hospital” can be found online at: <http://www.oregon.gov/DHS/mentalhealth/osh/abuse-training-rec.pdf>.

## Cases and Allegations Investigated by OIT and Community Programs

The table below reflects the number of cases and allegations of abuse by program over the last 5 years. Allegations of abuse and neglect are reported to the State directly; or to Community DD Programs and Community MH Programs. A case may involve a single allegation or multiple allegations depending on the number of clients and/or accused persons involved, and types of abuse reported.

	2005		2006		2007		2008		2009		
	Cases	Allegations	Cases	Allegations	Cases	Allegations	Cases	Allegations	Cases	Allegations	
CCP							127	270	105	215	CCP
DD Children	37	63	40	84	33	76	45	76	41	90	DD Children
SOCP (DD)	46	94	84	193	72	143	65	100	64	91	SOCP (DD)
EOTC (DD)	9	13	14	26	6	17	5	9	2	2	EOTC (DD)
OSH (MH)	69	117	60	92	54	82	48	98	52	74	OSH (MH)
BMRC (MH)	2	3	6	9	2	2	2	3	0	0	BMRC (MH)
SDI (DD)	24	51	38	80	42	150	44	178	51	76	SDI (DD)
SDI (MH)	12	39	15	122	18	38	21	34	16	25	SDI (MH)
SR (MH)	0	0	0	0	0	0	0	0	2	2	SR (MH)
Special (DD)	15	33	0	0	0	0	0	0	0	0	Special (DD)
Special (MH)	2	3	0	0	0	0	0	0	0	0	Special (MH)
Review (DD)	15	21	15	17	13	32	12	23	13	19	Review (DD)
Review (MH)	3	10	4	5	5	7	6	6	5	6	Review (MH)
SDIA (DD)	27	47	56	119	19	38	22	28	4	5	SDIA (DD)
SDIA (MH)	1	2	2	17	4	22	9	20	1	1	SDIA (MH)
<b>OIT Totals</b>	<b>262</b>	<b>496</b>	<b>334</b>	<b>764</b>	<b>268</b>	<b>607</b>	<b>406</b>	<b>845</b>	<b>356</b>	<b>606</b>	<b>OIT Totals</b>
CDDP	788	1442	758	1200	850	1451	845	1422	855	1305	CDDP
CMHP	269	351	248	446	264	526	254	358	290	354	CMHP
<b>TOTAL</b>	<b>1319</b>	<b>2289</b>	<b>1340</b>	<b>2410</b>	<b>1382</b>	<b>2584</b>	<b>1505</b>	<b>2625</b>	<b>1501</b>	<b>2265</b>	<b>TOTAL</b>

Allegations of abuse or neglect that occurred in Community DD programs and Community MH programs are investigated by CDDP or CMHP investigators, all other allegations are investigated by OIT. OIT is immediately notified when allegations are reported to CDDP or CMHP programs and a final written report is submitted to OIT upon the completion of the investigation.

## 2009 Childrens 24 Hour DD Residential Program (Cases, Allegations and Substantiated Abuse)

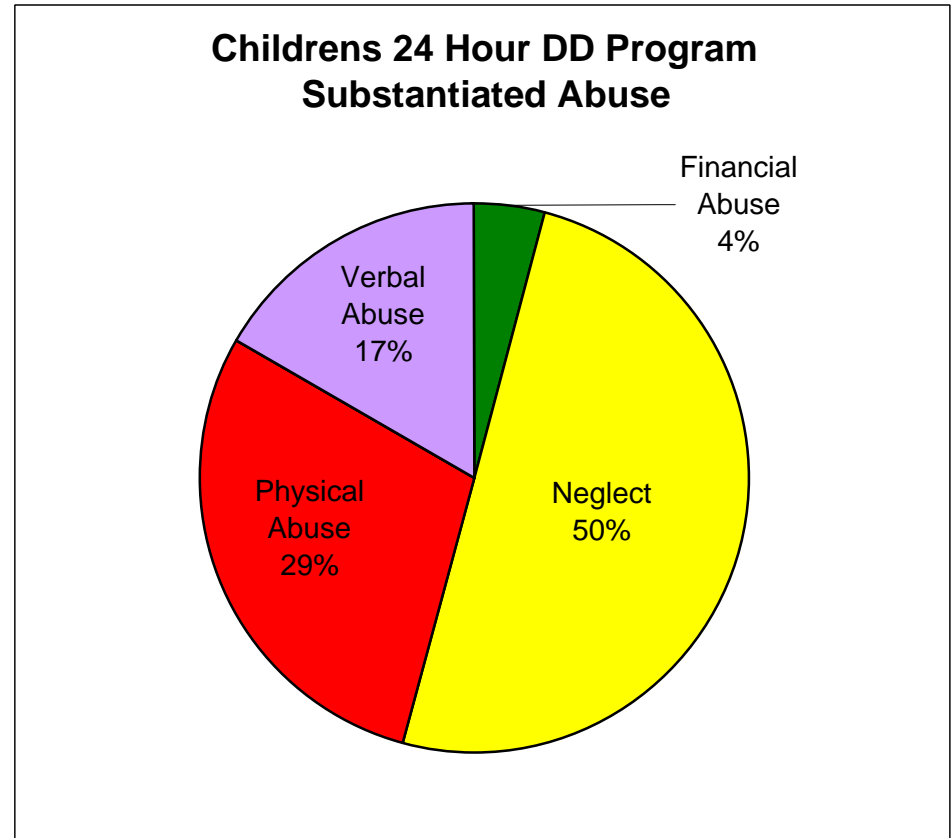
The Childrens 24 Hour Residential Program serves approximately 200 children with Developmental Disabilities. In 2009 OIT conducted 41 abuse investigations that identified 90 allegations of possible abuse for 42 clients. 21 of the 42 clients were found to have been abused or neglected. 18 paid caregivers were found responsible for the abuse.

### Childrens DD Program 2009:

Number of Cases	41
Reported Allegations	90
Substantiated Allegations	35
Clients with Reports	42
Clients Abused (Unduplicated)	21

Allegations By Abuse Type:	Total Allegations	Substantiated Allegations
Financial Abuse	4	1
Neglect	39	20
Physical Abuse	20	10
Sexual Abuse	3	0
Restraint	0	0
Verbal Abuse	24	4
<b>Total</b>	<b>90</b>	<b>35</b>

Substantiation Rate: 39%



Data contains some duplication, for example if a child experienced physical and verbal abuse, the child is counted in both groups.

Of the 21 children who were abused, 4 had multiple abuses.

In addition to investigating 90 allegations of abuse, OIT evaluated and screened-out 73 other reports that did not meet an abuse rule.

## 2009 Childrens Out of Home Care Programs (Cases, Allegations and Substantiated Abuse)

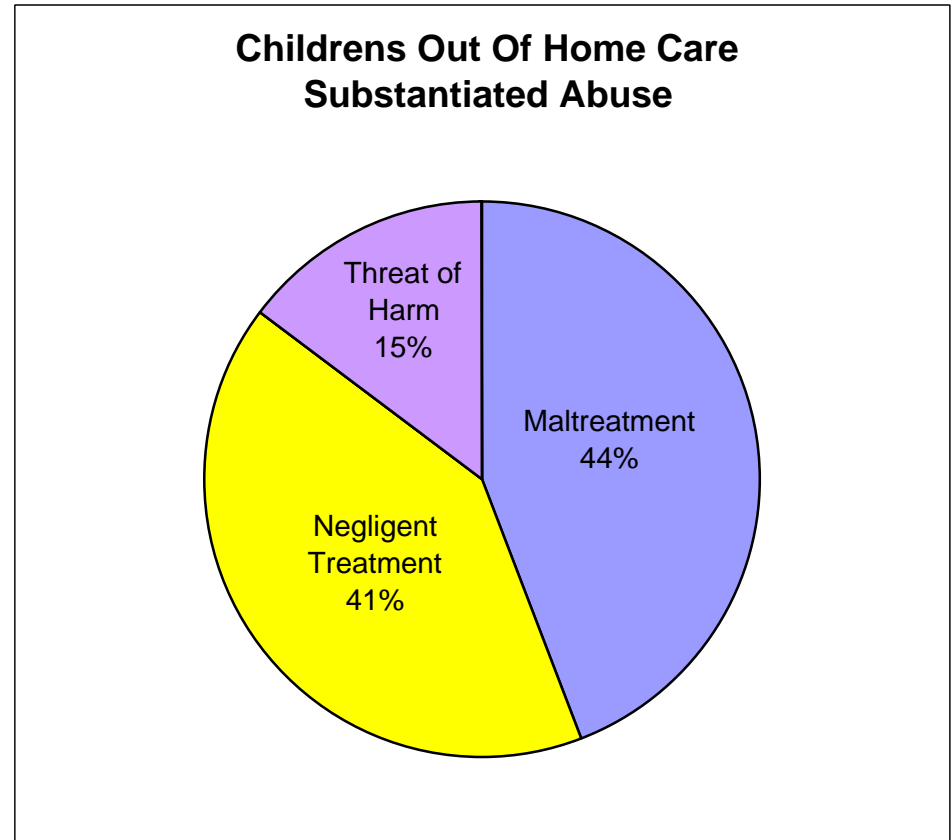
Childrens Out of Home Care Programs (CCP) provide out of home therapeutic treatment for children, primarily in residential settings. In 2009 OIT conducted 105 abuse investigations of 215 allegations of abuse for 125 children. 25 of the 125 children were found to have been abused or neglected. 23 paid caregivers and agencies were found responsible for the abuse.

### CCP 2009

Number of Cases	105
Reported Allegations	215
Substantiated Allegations	47
Clients with Reports	125
Clients Abused (Unduplicated)	25

Allegations By Abuse Type:	Total Allegations	Substantiated Allegations
Assault	0	0
Maltreatment	54	16
Negligent Treatment	115	22
Sexual Abuse	11	0
Threat of Harm	34	9
Unlawful Exposure to Drugs	1	0
<b>Total</b>	<b>215</b>	<b>47</b>

Substantiation Rate: 22%



Data contains some duplication, for example if a child was neglected and threatened with harm the child is counted in both groups.

As of publication there is one open investigation from 2009.

In addition to investigating 215 allegations of abuse, OIT evaluated and screened-out 836 other reports that did not meet an abuse rule.

## 2009 State Operated Community Program (Cases, Allegations and Substantiated Abuse)

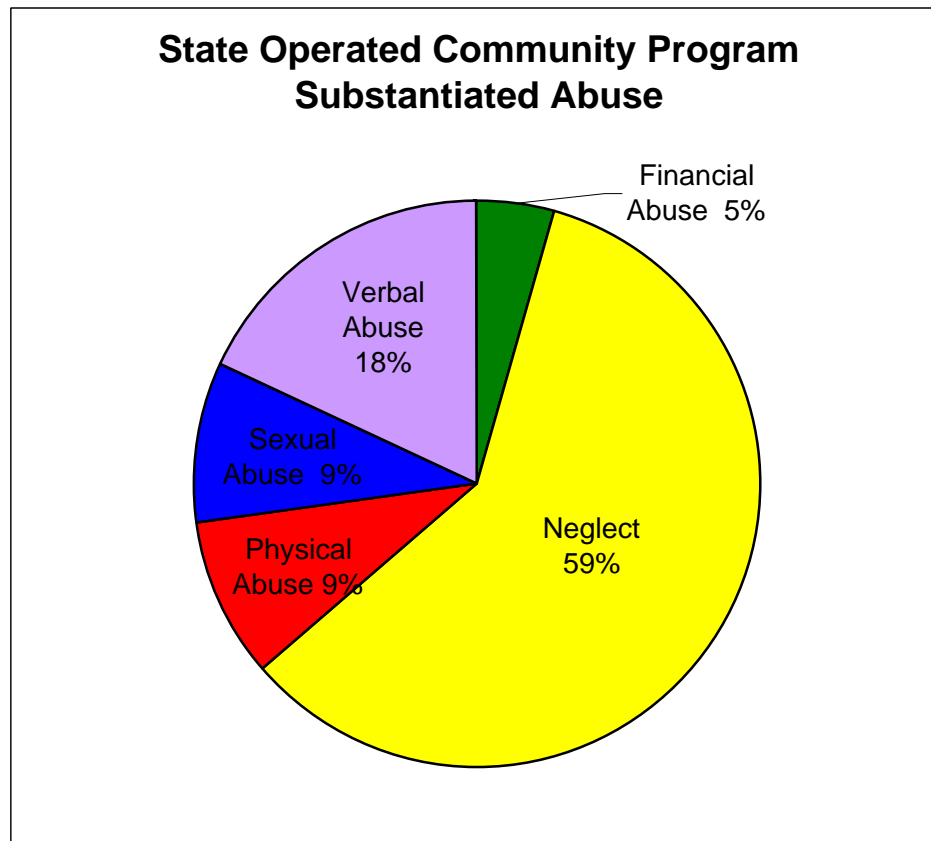
The State Operated Community Program (SOCP) served approximately 150 residents in 2009, providing group home and employment services to developmentally disabled clients. In 2009 OIT conducted 64 abuse investigations of 91 allegations of abuse for 50 clients. 21 of the 50 clients were found to have been abused or neglected. 20 paid caregivers were found responsible for the abuse.

### SOCP 2009

Number of Cases	64
Reported Allegations	91
Substantiated Allegations	24
Clients with Reports	50
Clients Abused (Unduplicated)	21

Allegations By Abuse Type:	Total Allegations	Substantiated Allegations
Financial Abuse	4	1
Neglect	45	15
Physical Abuse	21	2
Sexual Abuse	4	2
Restriction	2	0
Verbal Abuse	15	4
<b>Total</b>	<b>91</b>	<b>24</b>

Substantiation Rate: 26%



Data contains some duplication, for example if a client experienced physical and verbal abuse, the client is counted in both groups. Neglect data includes 1 allegation involving a client death, for which neglect was determined not to be a factor. In addition to investigating 91 allegations of abuse, OIT evaluated and screened-out 221 other reports that did not meet an abuse rule.

## 2009 Oregon State Hospital (Cases, Allegations and Substantiated Abuse)

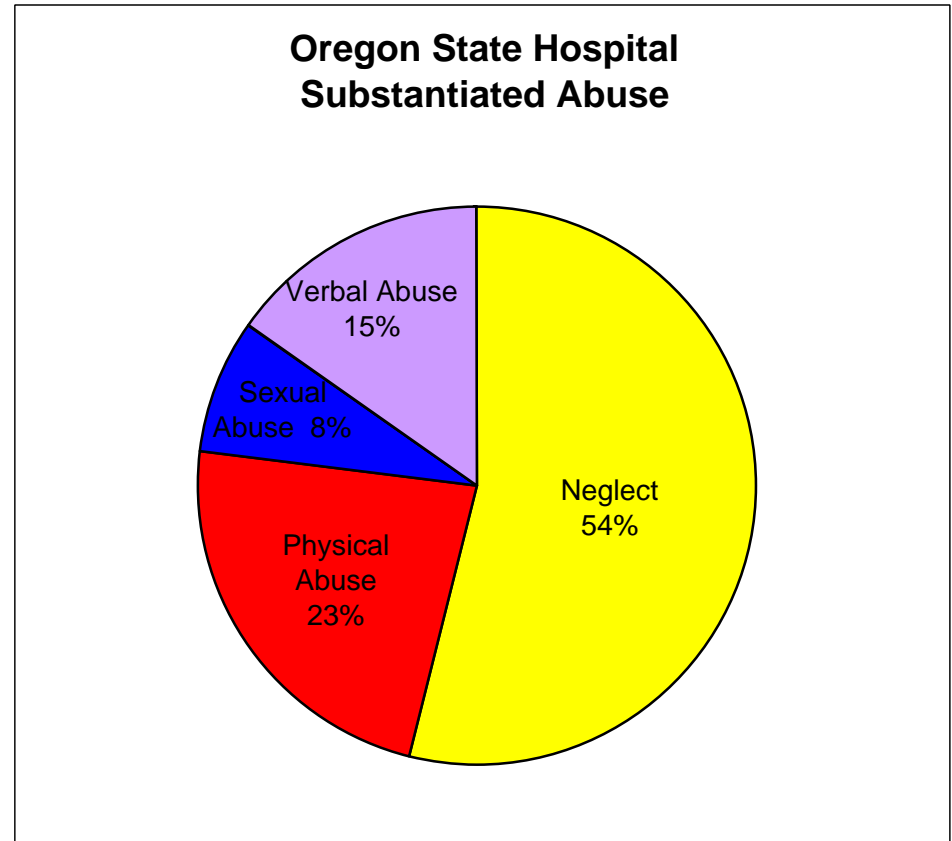
The Oregon State Hospital (OSH) served approximately 650 patients in 2009, providing residential treatment and mental health services. In 2009 OIT conducted 52 abuse investigations of 74 allegations of abuse for 41 patients. 13 of the 41 patients were found to have been abused or neglected. 19 paid caregivers were found responsible for the abuse.

### OSH 2009

Number of Cases	52
Reported Allegations	74
Substantiated Allegations	14
Clients with Reports	41
Clients Abused (Unduplicated)	13

Allegations By Abuse Type:	Total Allegations	Substantiated Allegations
Financial Abuse	0	0
Neglect	35	8
Physical Abuse	22	3
Sexual Abuse	5	1
Restriction	0	0
Verbal Abuse	12	2
<b>Total</b>	<b>74</b>	<b>14</b>

Substantiation Rate: 19%



Data contains some duplication, for example if a client experienced physical and verbal abuse, they are counted in both groups.

Neglect data includes 1 allegation involving a client death, for which neglect was determined not to be a factor.

In addition to investigating 98 allegations of abuse, OIT evaluated and screened-out 306 other reports that did not meet an abuse rule.

## 2009 Eastern Oregon Programs (Cases, Allegations and Substantiated Abuse)

Eastern Oregon Training Center (EOTC) provides residential care for approximately 20 individuals with developmental disabilities; and Blue Mountain Recovery Center (BMRC) provides residential treatment and mental health services to approximately 50 patients. In 2009 OIT conducted 2 investigations at EOTC. There were no reports of abuse at BMRC in 2009 and no investigations conducted. At EOTC, 1 of the 2 clients were found to have been abused.

### Eastern Oregon Training Center

Number of Cases	2
Reported Allegations	2
Substantiated Allegations	1
Clients with Reports	2
Clients Abused (Unduplicated)	1

### Blue Mountain Recovery Center

Number of Cases	0
Reported Allegations	0
Substantiated Allegations	0
Clients with Reports	0
Clients Abused (Unduplicated)	0

<b>Allegations By Abuse Type:</b>	Total Allegations	Substantiated Allegations
Neglect	1	1
Physical Abuse	1	0
Verbal Abuse	0	0
Total	2	1

Substantiation Rate: 50%

<b>Allegations By Abuse Type:</b>	Total Allegations	Substantiated Allegations
Neglect	0	0
Physical Abuse	0	0
Verbal Abuse	0	0
Total	0	0

Substantiation Rate: 0%

## 2009 Community Developmental Disability Programs (Cases, Allegations and Substantiated Abuse)

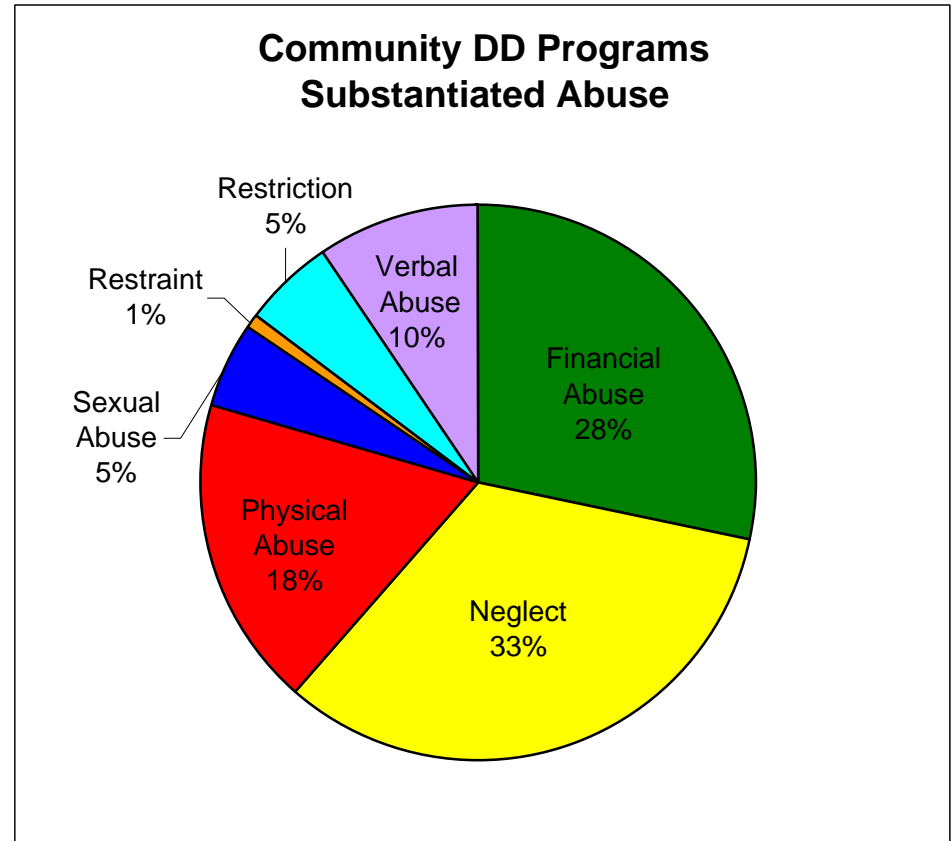
The Community Developmental Disability Programs served 17,000 Oregonians with DD in 2009, providing group home, foster home, employment services, case management and brokerage services. Investigators conducted 906 abuse investigations of 1380 allegations of abuse for 908 clients. 473 of the 908 clients were found to have been abused or neglected. 464 paid caregivers and agencies were found responsible for the abuse.

### Community DD Programs 2009

Number of Cases	906
Reported Allegations	1380
Substantiated Allegations	637
Clients with Reports	908
Clients Abused (Unduplicated)	473

Allegations By Abuse Type:	Total Allegations	Substantiated Allegations
Financial Abuse	265	173
Neglect	507	242
Physical Abuse	301	100
Sexual Abuse	115	26
Restraint	17	5
Restriction	64	38
Verbal Abuse	111	53
<b>Total</b>	<b>1380</b>	<b>637</b>

Substantiation Rate: 46%



Data contains some duplication, for example if a client experienced physical and verbal abuse, the client is counted in both groups. Neglect data includes 4 allegations involving 3 client deaths. Neglect was not substantiated for these investigations. 64 Cases remain under investigation as of publication of this report.

## 2009 Developmental Disability: Adult Licensed Residential Settings (Cases, Allegations and Substantiated Abuse)

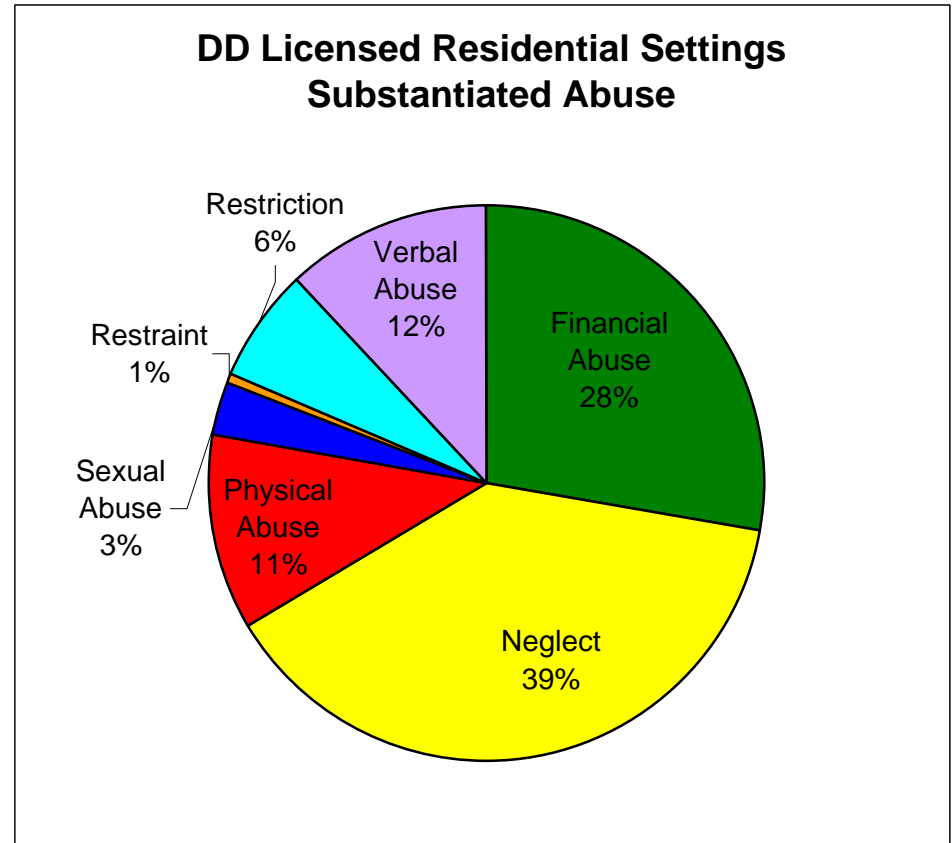
Clients in a residential setting include adults living in group homes, foster homes, SOCP, and EOTC. Investigators conducted 715 abuse investigations of 1128 allegations of abuse for 708 clients. 380 of the 708 clients were found to have been abused or neglected. 362 paid caregivers and agencies were found responsible for the abuse. A small percentage of the reported incidents/abuse occurred at the residents vocational program when the responsible person was a residential staff.

### All DD Residential Programs 2009

Number of Cases	715
Reported Allegations	1128
Substantiated Allegations	524
Clients with Reports	708
Clients Abused (Unduplicated)	380

Allegations By Abuse Type:	Total Allegations	Substantiated Allegations
Financial Abuse	222	139
Neglect	468	227
Physical Abuse	186	50
Sexual Abuse	53	13
Restraint	15	3
Restriction	65	38
Verbal Abuse	119	54
<b>Total</b>	<b>1128</b>	<b>524</b>

Substantiation Rate: 46%



Data contains some duplication, for example if a client experienced physical and verbal abuse, the client is counted in both groups. 42 Cases remain under investigation as of publication of this report.

## 2009 Abuse Investigations for Clients Enrolled in Community DD Services

*Service Type:	Clients Served	Abuse Cases	Abuse Allegations	Substantiated Allegations	Substantiation Rate	Clients w/Reports	Clients Abused
Brokerage Services	6684	126	152	46	30.3%	123	39
Case Management Services	18,583	38	45	16	35.6%	39	16
Employment & Alternatives	4109	83	133	90	67.7%	112	79
Group Home	2598	451	745	370	49.7%	460	256
Adult Foster Care	2025	139	209	78	37.3%	141	60
Supported Living Services	769	58	75	31	41.3%	53	26
Other	216	18	21	6	28.6%	18	6
<b>Totals</b>		<b>913</b>	<b>1380</b>	<b>637</b>	<b>46.2%</b>	<b>946</b>	<b>482</b>

By County:	Clients Served	Abuse Cases	Abuse Allegations	Substantiated Allegations	Substantiation Rate	Clients w/Reports	Clients Abused
Baker	110	2	5	4	80.0%	3	2
Benton	453	4	13	7	53.8%	9	6
Clackamas	1537	80	141	62	44.0%	77	37
Clatsop	197	20	21	9	42.9%	18	8
Columbia	277	26	39	22	56.4%	21	12
Coos	313	5	10	6	60.0%	5	4
Crook	68	1	1	0	0.0%	1	0
Curry	130	13	31	15	48.4%	18	14
Deschutes	498	13	17	7	41.2%	12	7
Douglas	509	42	57	20	35.1%	42	16
Gilliam (See Mid-Columbia)	NA	0	0	0	NA	0	0
Grant	34	0	0	0	NA	0	0
Harney	25	0	0	0	NA	0	0
Hood River (See Mid-Columbia)	NA	0	0	0	NA	0	0
Jackson	834	39	46	25	54.3%	39	22
Jefferson	95	2	4	2	50.0%	4	2
Josephine	446	21	29	15	51.7%	18	13
Klamath	440	8	9	5	55.6%	8	5
Lake	36	0	0	0	NA	0	0
Lane	1768	91	110	27	24.5%	80	21

Continued on Next Page

## 2009 Abuse Investigations for Clients Enrolled in Community DD Services

By County:	Clients Served	Abuse Cases	Abuse Allegations	Substantiated Allegations	Substantiation Rate	Clients w/Reports	Clients Abused
Lincoln	282	7	7	2	28.6%	6	2
Linn	662	25	32	14	43.8%	23	12
Malheur	163	7	8	6	75.0%	7	5
Marion	1857	77	138	64	46.4%	98	56
Mid-Columbia	268	21	31	11	35.5%	22	10
Morrow	22	0	0	0	NA	0	0
Multnomah	4024	249	410	206	50.2%	249	137
Polk	466	31	33	16	48.5%	27	16
Sherman (See Mid-Columbia)	NA	0	0	0	NA	0	0
Tillamook	185	6	9	6	66.7%	7	5
Umatilla	344	44	63	40	63.5%	36	26
Union	160	7	16	11	68.8%	9	6
Wallowa	39	1	2	0	0.0%	2	0
Wasco (See Mid-Columbia)	NA	0	0	0	NA	0	0
Washington	1756	41	66	23	34.8%	46	19
Wheeler	4	0	0	0	NA	0	0
Yamhill	581	23	32	12	37.5%	21	10
<b>Totals</b>	<b>18583</b>	<b>906</b>	<b>1380</b>	<b>637</b>	<b>46.2%</b>	<b>908</b>	<b>473</b>

Community DD Program data includes investigations conducted by CDDP investigators and by OIT. For more detailed information about these investigations, contact OIT.

\*Service type data may contain some duplication with regard to the number of clients with reports of abuse and the number found to have been abused. Many clients in residential settings also participate in vocational programs. If clients receive more than one service, they are counted in each service that applies. In 2009, approximately 50 clients had reports of alleged abuse in two service settings (employment paired with group home or foster home).

## 2009 Community Mental Health Programs (Cases, Allegations and Substantiated Abuse)

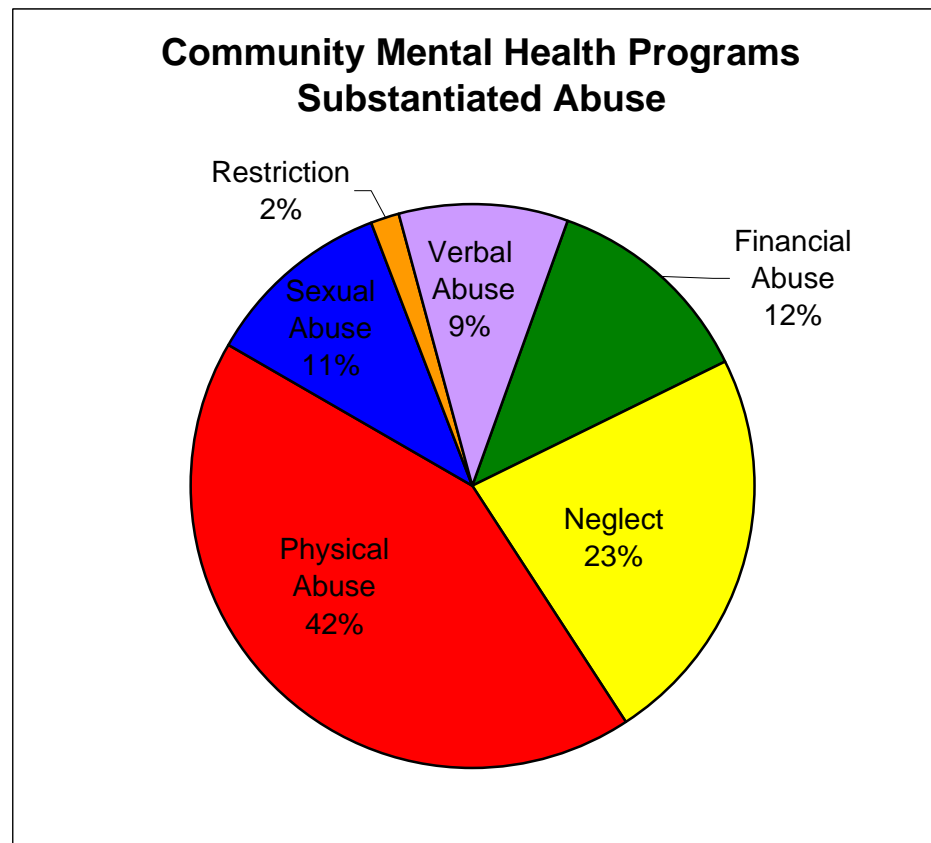
The Community Mental Health Programs served over 40,000 Oregonians receiving mental health services in 2009. Investigators conducted 306 abuse investigations of 380 allegations of abuse for 305 clients. 112 of the 305 clients were found to have been abused or neglected. 120 paid caregivers, family members and agencies were found responsible for the abuse.

### Community MH Programs 2009

Number of Cases	306
Reported Allegations	380
Substantiated Allegations	132
Clients with Reports	305
Clients Abused (Unduplicated)	112

Allegations By Abuse Type:	Total Allegations	Substantiated Allegations
Financial Abuse	24	16
Neglect	125	34
Physical Abuse	115	52
Sexual Abuse	72	14
Restriction	15	4
Verbal Abuse	29	12
<b>Total</b>	<b>380</b>	<b>132</b>

Substantiation Rate: 35%



Data contains some duplication, for example if a client experienced physical and verbal abuse, the client is counted in both groups. 21 cases remain under investigation as of publication of this report.

## 2009 Mental Health: Adult Licensed Residential Settings (Cases, Allegations and Substantiated Abuse)

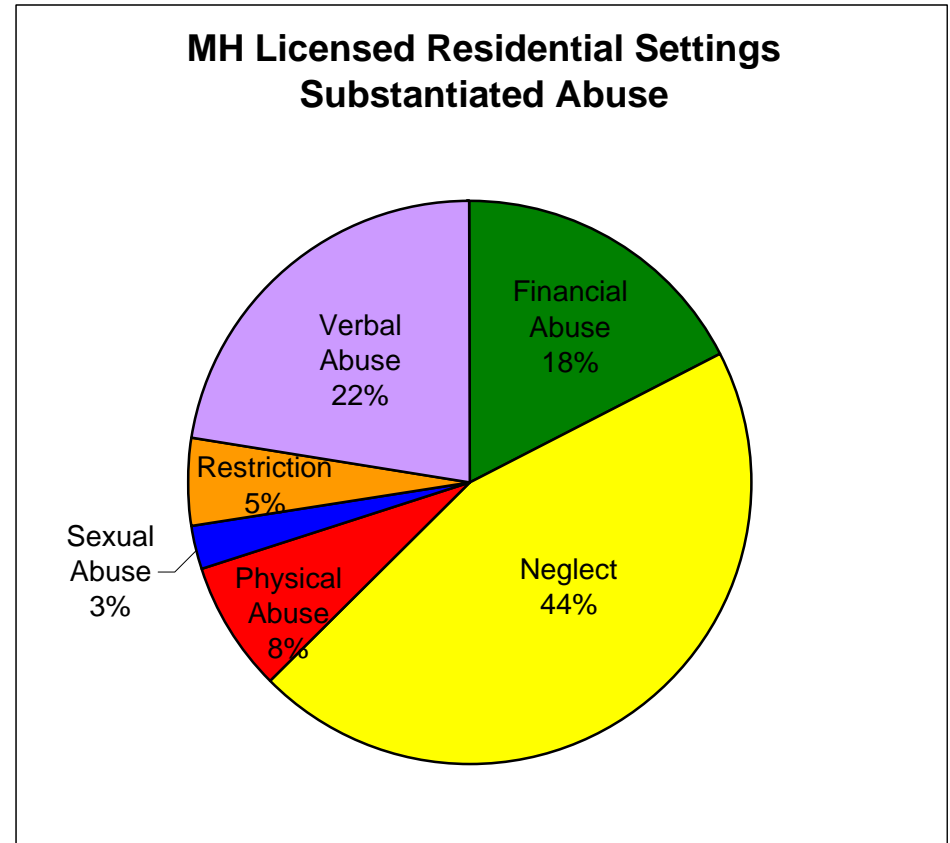
Clients in a residential settings include adults living in mental health treatment facilities and treatment homes, as well as foster homes. Investigators conducted 102 abuse investigations of 149 allegations of abuse for 105 clients. 37 of the 105 clients were found to have been abused or neglected. 38 paid caregivers and agencies were found responsible for the abuse.

### All MH Residential Programs 2009

Number of Cases	102
Reported Allegations	149
Substantiated Allegations	52
Clients with Reports	105
Clients Abused (Unduplicated)	37

Allegations By Abuse Type:	Total Allegations	Substantiated Allegations
Financial Abuse	15	8
Neglect	72	22
Physical Abuse	11	5
Sexual Abuse	14	1
Restriction	11	4
Verbal Abuse	26	12
Total	149	52

Substantiation Rate: 35%



Data contains some duplication, for example if a client experienced physical and verbal abuse, the client is counted in both groups. 8 Cases remain under investigation as of publication of this report.

## 2009 Abuse Investigations for Clients Enrolled in Community MH Services

	Clients Served	Abuse Cases	Abuse Allegations	Substantiated Allegations	Substantiation Rate	Clients w/Reports	Clients Abused
<b>*Service Type:</b>							
Case Management Services	45,926	201	225	79	35.1%	201	76
Residential Treatment Facility	1064	47	64	25	39.1%	48	19
Residential Treatment Home	150	18	27	9	33.3%	21	5
Adult Foster Care	450	21	35	10	28.6%	23	8
Other		19	28	9	32.1%	20	6
<b>Totals</b>	<b>47,590</b>	<b>306</b>	<b>379</b>	<b>132</b>	<b>34.8%</b>	<b>313</b>	<b>114</b>

	Clients Served	Abuse Cases	Abuse Allegations	Substantiated Allegations	Substantiation Rate	Clients w/Reports	Clients Abused
<b>By County:</b>							
Baker	463	0	0	0	NA	0	0
Benton	611	0	0	0	NA	0	0
Clackamas	2064	16	17	5	29.4%	15	4
Clatsop	565	1	1	1	100.0%	1	1
Columbia	427	5	13	10	76.9%	10	9
Coos	717	11	13	3	23.1%	10	3
Crook	195	1	1	1	100.0%	1	1
Curry	185	2	2	1	50.0%	2	1
Deschutes	1223	4	4	0	0.0%	4	0
Douglas	939	9	11	4	36.4%	8	3
Gilliam (See Mid-Columbia)	NA	0	0	0	NA	0	0
Grant	163	0	0	0	NA	0	0
Harney	111	0	0	0	NA	0	0
Hood River (See Mid-Columbia)	NA	0	0	0	NA	0	0
Jackson	1338	8	17	4	23.5%	10	3
Jefferson	462	0	0	0	NA	0	0
Josephine	857	11	11	4	36.4%	11	4
Klamath	1114	6	8	0	0.0%	6	0
Lake	82	1	1	0	0.0%	1	0
Lane	5047	33	38	8	21.1%	32	6

Continued on Next Page

## 2009 Abuse Investigations for Clients Enrolled in Community MH Services

By County:	Clients Served	Abuse Cases	Abuse Allegations	Substantiated Allegations	Substantiation Rate	Clients w/Reports	Clients Abused
Lincoln	819	2	2	0	0.0%	2	0
Linn	1708	0	0	0	NA	0	0
Malheur	532	4	4	0	0.0%	4	0
Marion	3959	43	54	17	31.5%	42	13
Mid-Columbia	529	0	0	0	NA	0	0
Morrow	123	0	0	0	NA	0	0
Multnomah	12366	125	146	61	41.8%	121	54
Polk	786	1	3	3	100.0%	1	1
Sherman (See Mid-Columbia)	NA	0	0	0	NA	0	0
Tillamook	524	0	0	0	NA	0	0
Umatilla	664	7	8	4	50.0%	7	3
Union	333	0	0	0	NA	0	0
Wallowa	162	2	4	1	25.0%	2	1
Wasco (See Mid-Columbia)	NA	0	0	0	NA	0	0
Washington	4627	5	8	0	0.0%	6	0
Wheeler	32	0	0	0	NA	0	0
Yamhill	1083	9	13	5	38.5%	9	5
<b>Totals</b>	<b>44810</b>	<b>306</b>	<b>379</b>	<b>132</b>	<b>34.8%</b>	<b>305</b>	<b>112</b>

Community MH Program data includes investigations conducted by CMHP abuse investigators and by OIT. For more detailed information about investigations, contact OIT.

\*Service type data may contain some duplication with regard to the number of clients with reports of abuse and the number found to have been abused. Many clients in residential settings also receive case management services. If clients receive more than one service, they are counted in each service that applies.